

November 4, 2014 General Election Results

RECEIVED
2014 NOV 19 PM 10 57
KATE BROWN
SECRETARY OF THE STATE

November 19, 2014


November 4, 2014 General Election Results

I certify the votes recorded on this abstract correctly summarize the tally of votes cast at the election indicated. Jeannie McDermid Signature of County Clerk Date of Abstract November 19, 2014

November 4, 2014 General Election Results

I certify the votes recorded on this abstract correctly summarize the tally of votes cast at the election indicated.	Signature of County Clerk	Date of Abstract
	<u>Jeanine McDermid</u>	November 19, 2014

November 4, 2014 General Election Results


I certify the votes recorded on this abstract correctly summarize the tally of votes cast at the election indicated.	Signature of County Clerk 	Date of Abstract November 19, 2014
--	--	---------------------------------------

November 4, 2014 General Election Results


[illegible]

November 19, 2014


November 4, 2014 General Election Results

I certify the votes recorded on this abstract correctly summarize the tally of votes cast at the election indicated.	Signature of County Clerk	Date of Abstract
		November 19, 2014

November 4, 2014 General Election Results

I certify the votes recorded on this abstract correctly summarize the tally of votes cast at the election indicated.	Signature of County Clerk 	Date of Abstract November 19, 2014
--	---	---------------------------------------

November 4, 2014 General Election Results

I certify the votes recorded on this abstract correctly summarize the tally of votes cast at the election indicated.	Signature of County Clerk 	Date of Abstract November 19, 2014
--	---	---------------------------------------

SHERMAN COUNTY, OREGON

November 4, 2014 General Election Results

OFFICIAL ABSTRACT						
Total Registered Voters	131					
Total Voting	108					
Percentage Turnout	82.4%					
	RUFUS PRECINCT #1 - CITY	WASCO PRECINCT #2	MORO PRECINCT #3	GRASS VALLEY PRECINCT #4	KENT PRECINCT #5	TOTALS
City of Rufus Mayor						
Daniel L Pehlke Jr	63					63
Clifford Jett	37					37
Write In - Miscellaneous	4					4
Total	104					104
Overvotes	0					0
Undervotes	4					4
Rufus City Council, Position 1						
Janice Byrd-Strand	81					81
Write In - Miscellaneous	4					4
Total	85					85
Overvotes	0					0
Undervotes	23					23
Rufus City Council, Position 2						
No Candidate Filed	-					-
Dowen Jones - Write In	17					17
Mark Urness - Write In	6					6
Sharon Nolan - Write In	5					5
Hank Brown - Write In	4					4
Jeffery Holliday - Write In	3					3
Don McLean - Write In	1					1
Jan Morris - Write In	1					1
Erling Jacobsen - Write In	1					1
Jerry Coleman - Write In	1					1
Total	39					39
Overvotes	0					0
Undervotes	69					69

I certify the votes recorded on this abstract correctly summarize the tally of votes cast at the election indicated.

Signature of County Clerk

Quinn W. Derrin

Date of Abstract

November 19, 2014

SHERMAN COUNTY, OREGON

November 4, 2014 General Election Results

OFFICIAL ABSTRACT Total Registered Voters Total Voting Percentage Turnout	181	394	328	178	67		1148
	146	311	268	134	62		921
	80.7%	78.9%	81.7%	75.3%	92.5%		80.2%
	RUFUS PRECINCT #1	WASCO PRECINCT #2	MORO PRECINCT #3	GRASS VALLEY PRECINCT #4	KENT PRECINCT #5		TOTALS
Measure 86							
Yes	39	69	70	14	11		203
No	96	222	177	104	51		650
Total	135	291	247	118	62		853
Overvotes	0	0	0	0	0		0
Undervotes	11	20	21	16	0		68
Measure 87							
Yes	49	136	110	47	26		368
No	88	156	137	75	34		490
Total	137	292	247	122	60		858
Overvotes	0	0	0	0	0		0
Undervotes	9	19	21	12	2		63
Measure 88							
Yes	28	47	23	7	5		110
No	112	256	238	121	57		784
Total	140	303	261	128	62		894
Overvotes	1	0	0	0	0		1
Undervotes	5	8	7	6	0		26
Measure 89							
Yes	70	136	128	48	28		410
No	68	154	116	79	33		450
Total	138	290	244	127	61		860
Overvotes	0	0	0	0	0		0
Undervotes	8	21	24	7	1		61
Measure 90							
Yes	42	81	61	34	12		230
No	96	214	192	92	48		642
Total	138	295	253	126	60		872
Overvotes	0	0	0	0	0		0
Undervotes	8	16	15	8	2		49
Measure 91							
Yes	61	124	109	38	18		350
No	82	180	158	94	44		558
Total	143	304	267	132	62		908
Overvotes	0	0	0	0	0		0
Undervotes	3	7	1	2	0		13
Measure 92							
Yes	48	64	63	23	9		207
No	95	243	202	110	53		703
Total	143	307	265	133	62		910
Overvotes	0	0	0	0	0		0
Undervotes	3	4	3	1	0		11

I certify the votes recorded on this abstract correctly summarize the tally of votes cast at the election indicated.

Signature of County Clerk

James McDermed

Date of Abstract

November 19, 2014